

WE MAKE POLISHED CONCRETE EASY

913.396.6216
9205 Quivira Rd. Overland Park, KS 66215
www.wetreadwell.com



TREADWELL™

TIPS & FAQ

- A successful polished concrete project starts with setting expectations up front
- The concrete slab is the canvas upon which the polish is performed. The condition of the concrete will greatly influence the outcome of the polished concrete floor.
- A mock up of the polished should be part of EVERY PROJECT to help set expectations.
- For new construction, a pre-placement meeting between the concrete contractor and polish contractor should be planned to review flatness & levelness tolerances along with a curing plan.
 - FF (Floor Flatness) should be specified to be 50 with a min. of 35
 - FL (Floor Levelness) should be specified to be 30 with a min. of 20
- The more aggregate exposure required, the higher probability that variations will be seen near the edges where different tools are required.



TREADWELL™

COMMON POLISHED CONCRETE VARIABLES



Natural color variation



Aggregate variation



VCT Ghosting



Color variation
between slabs/pours



Variation from
concrete finishing



Color variation
from patches




TREADWELL™

PRICING & SELECTION GUIDE

Polished Concrete projects can vary widely in price anywhere from \$2 - \$10. Pricing changes depending on which option is chosen in each of the categories below. Pricing is also affected by adding Dye or Joint Filler.



Cream




Salt & Pepper



Medium Aggregate

\$ ----- \$\$\$



Low Sheen



Standard Sheen



High Sheen

Sealed Concrete: Cleaning slab and applying 2 coats of sealer. Floor will dull with use and sealer will need to be reapplied every few years for continued protection.

Dye: \$0.75 - \$1.10/ft²
Joint Filler: \$3.75 - \$4.25 /LF

*Prices represent industry averages and are meant to be used as a rough guide and don't represent a formal bid from Treadwell. Individual project requirements and prices may vary.